

Swim Bait Jigs

Swim-eez & Stick-em's


All swim baits are not created equal!

We make two styles of jigs for swim bait, the SWIM-EEZ JIG and the STICK-EM JIG, to give you the best action and the best possible hook set for what ever kind of swim bait you use.


Swim-eez Jig




Stick-em Jig



Rigging your swim bait.



"A" Make a cut about 1/2" long in the under side of the bait. **"B"** Slide the jig into the cut and up to the nose of the bait, with the eyelet out the front of the lure. **"C"** Mark the bait where the hook has to go through the body and out the back.



"D" Slide the tip of the hook through the under side and out the back, so the swim bait stays straight. **"E"** Tune the swim bait, if needed, by moving the tip of the hook right or left to make it run straight. Go Fishing.



5" swim bait with a 1/2 oz. 6/0 Stick-em jig



4" swim bait with a 3/16 oz. 3/0 Swim-eez jig



5.5" swim bait with a 5/8 oz. 8/0 Stick-em jig

BAYOU

Tackle Company
www.Bayoutackle.com